Postal Code 78752

Residential Statistics

Independence Title

May 2022

Listings	This Month			Year-to-Date		
	May 2022	May 2021	Change	2022	2021	Change
Single Family Sales	9	9	--	42	38	+10.5%
Condo/TH Sales	7	6	+16.7%	30	34	-11.8%
Total Sales	**16**	**15**	+6.7%	**72**	**72**	--
New Homes Only	2	--	--	11	4	+175.0%
Resale Only	14	15	-6.7%	61	68	-10.3%
Sales Volume	$9,326,300	$7,878,349	+18.4%	$39,881,643	$30,173,614	+32.2%
New Listings	19	20	-5.0%	88	76	+15.8%
Pending	--	--	--	--	--	--
Withdrawn	--	--	--	6	2	+200.0%
Expired	1	--	--	3	4	-25.0%
Months of Inventory	0.9	0.5	+100.9%	N/A	N/A	--

Average	This Month			Year-to-Date		
	May 2022	May 2021	Change	2022	2021	Change
List Price	$551,488	$465,559	+18.5%	$529,840	$396,267	+33.7%
List Price/SqFt	$439	$364	+20.4%	$421	$325	+29.4%
Sold Price	$582,894	$525,223	+11.0%	$553,912	$419,078	+32.2%
Sold Price/SqFt	$464	$401	+15.7%	$440	$342	+28.8%
Sold Price / Orig LP	107.6%	112.4%	-4.2%	105.0%	105.4%	-0.4%
Days on Market	13	17	-26.5%	13	20	-33.5%

Median	This Month			Year-to-Date		
	May 2022	May 2021	Change	2022	2021	Change
List Price	$549,500	$459,900	+19.5%	$546,500	$402,500	+35.8%
List Price/SqFt	$459	$358	+28.1%	$421	$319	+31.9%
Sold Price	$571,150	$550,000	+3.8%	$551,000	$420,000	+31.2%
Sold Price/SqFt	$466	$394	+18.3%	$442	$332	+33.0%
Sold Price / Orig LP	104.5%	115.2%	-9.3%	104.1%	102.4%	+1.6%
Days on Market	5	4	+25.0%	5	5	--

Price Range	This Month			Year-to-Date		
	New	Sales	DOM	New	Sales	DOM
$149,999 or under	--	--	--	--	--	--
$150,000- $199,999	--	--	--	1	--	--
$200,000- $249,999	1	1	4	5	3	5
$250,000- $299,999	1	--	--	1	--	--
$300,000- $349,999	--	1	4	4	4	5
$350,000- $399,999	4	1	3	14	8	6
$400,000- $449,999	--	--	--	5	5	6
$450,000- $499,999	2	2	12	10	5	7
$500,000- $549,999	3	1	4	6	9	24
$550,000- $599,999	3	3	27	18	11	19
$600,000- $699,999	2	5	15	12	16	19
$700,000- $799,999	1	--	--	3	6	8
$800,000- $899,999	1	1	3	3	2	4
$900,000- $999,999	--	--	--	2	1	3
$1M - $1.99M	1	1	5	4	2	5
$2M - $2.99M	--	--	--	--	--	--
$3M+	--	--	--	--	--	--
Totals	19	16	13	88	72	13

Average & Median Sales Price - Last Two Years

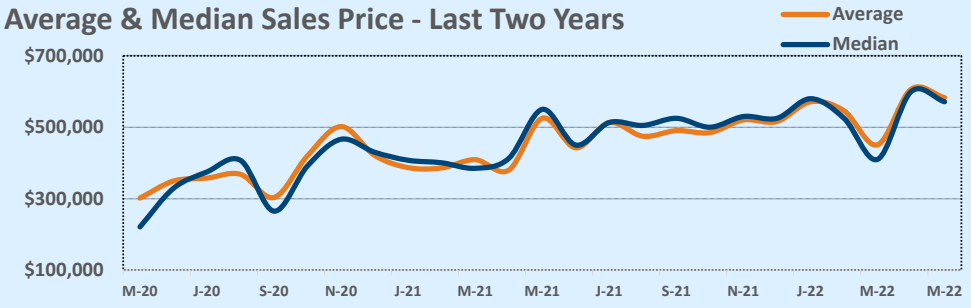

Months of Inventory - Last Two Years

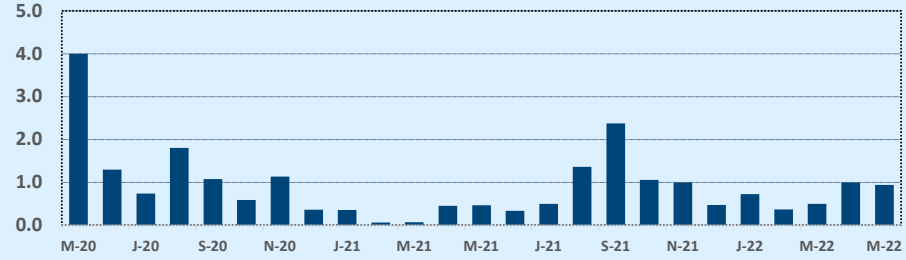

Number of Sales - Last Two Years

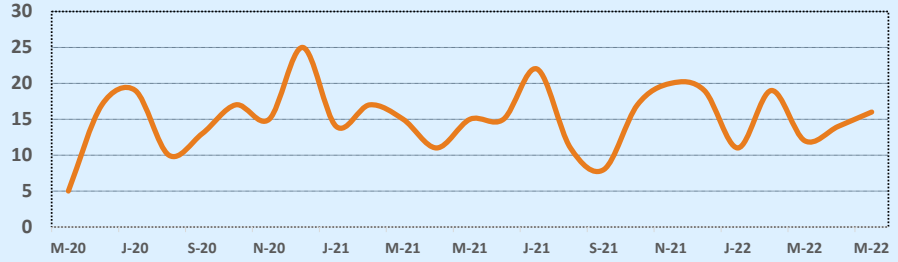

Based on information from the Austin Board of REALTORS® (alternatively, from ACTRIS). Neither the Board nor ACTRIS guarantees or is in any way responsible for its accuracy. The Austin Board of REALTORS®, ACTRIS and their affiliates provide the MLS and all content therein "AS IS" and without any warranty, express or implied. Data maintained by the Board or ACTRIS may not reflect all real estate activity in the market.